

2015 Road Safety and Simulation
International Conference
Orlando, Florida, USA
October, 6-8 2015



Cell phone use and driving performance of different age groups

Constantinos Antoniou, Panagiotis Papantoniou, Eleonora Papadimitriou,
Dimosthenis Pavlou, George Yannis, John Golias



National Technical University of Athens, Athens, Greece



Outline

2015 RSS

Orlando, Florida, USA
October, 6-8 2015

- Background
- Objective
- Driving simulator experiment
 - Overview of the experiment
 - Driving at the simulator
 - Experiment design
- Analysis method
 - Driving performance measures
 - Statistical method
- Results
- Conclusions
- Discussion



Driver distraction

- **Driver distraction** is defined as “a diversion of attention from driving, because the driver is temporarily focusing on an object, person, task or event not related to driving, which reduces the driver’s awareness, decision making ability and/or performance, leading to an increased risk of corrective actions, near-crashes, or crashes” (Young and Regan, 2007)
- **Basic distraction experiment characteristics**
 - **Distraction source** (cell phone, conversation with passenger, music, eating, visual, cognitive etc.)
 - **Sample characteristics** (size, gender, age distribution, benefits, questionnaire)
 - **Experiment design** (Practice trial, trial duration, counterbalancing, road environment, traffic conditions)
 - **Driving related Outcomes**



Overview of experiment

2015 RSS

Orlando, Florida, USA
October, 6-8 2015

Driving simulators allow for the examination of a range of driving performance measures in a controlled, relatively realistic and safe driving environment

A driving simulator experiment was carried out within the framework of the **Distract** and the **DriverBrain** research projects

Objective

The analysis of the driving performance of drivers from different age groups, while talking on the cell phone



Department of
Transportation Planning
and Engineering, NTUA



Department of Neurology, Psychiatry
and Social Medicine, UoA
Department of Psychology, UoA



European Union
European Social Fund



OPERATIONAL PROGRAMME
EDUCATION AND LIFELONG LEARNING
Investing in knowledge society
MINISTRY OF EDUCATION, LIFELONG LEARNING AND RELIGIOUS AFFAIRS
MANAGING AUTHORITY

Co- financed by Greece and the European Union



NSRF
2007-2013
programme for development
EUROPEAN SOCIAL FUND



Driving simulator experiment

- Driving simulator
 - Foerst Driving Simulator (1/4 cab)
- Road environment
 - Rural: 2.1 km long, single carriageway
 - Urban: 1.7 km long, dual carriageway
- Traffic scenarios
 - QL: Low traffic - 300 vehicles/hour
 - QH: High traffic - 600 vehicles/hour
- Unexpected incidents at each trial
 - Child crossing the road
 - Sudden appearance of an animal



- **Randomization**

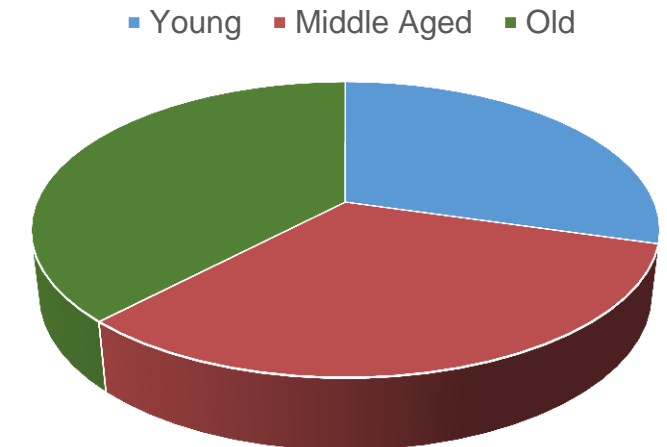
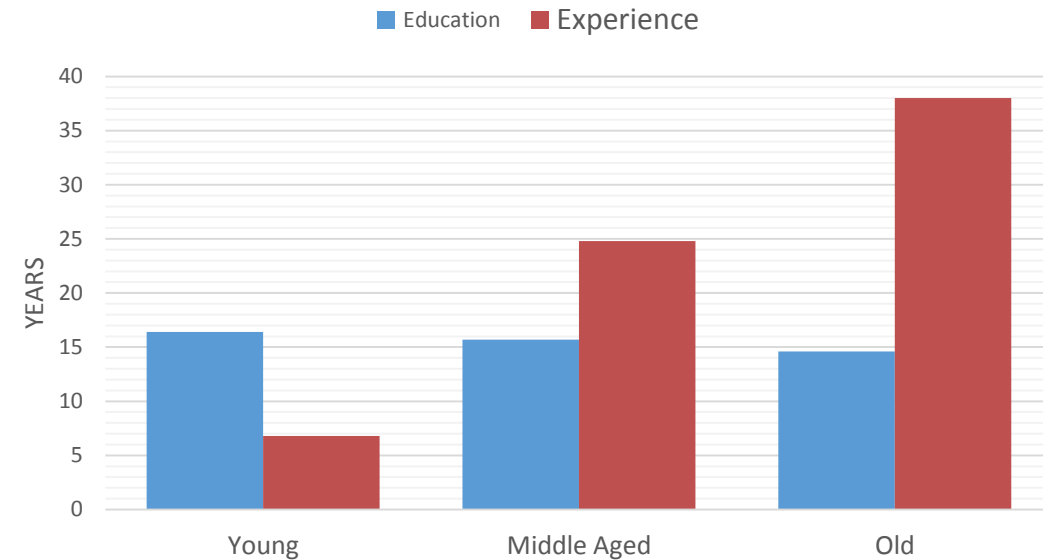
- The purpose of randomization is to remove bias and other sources of extraneous variation, which are not controllable

- **Familiarization**

- the participant practiced in handling the simulator, keeping the lateral position of the vehicle, keeping stable speed, etc


- **Sample**

- 28 young drivers (18-34)
- 31 middle aged drivers (35-54)
- 36 older drivers (55+)



Driving performance measures

- Average speed
- Average headway



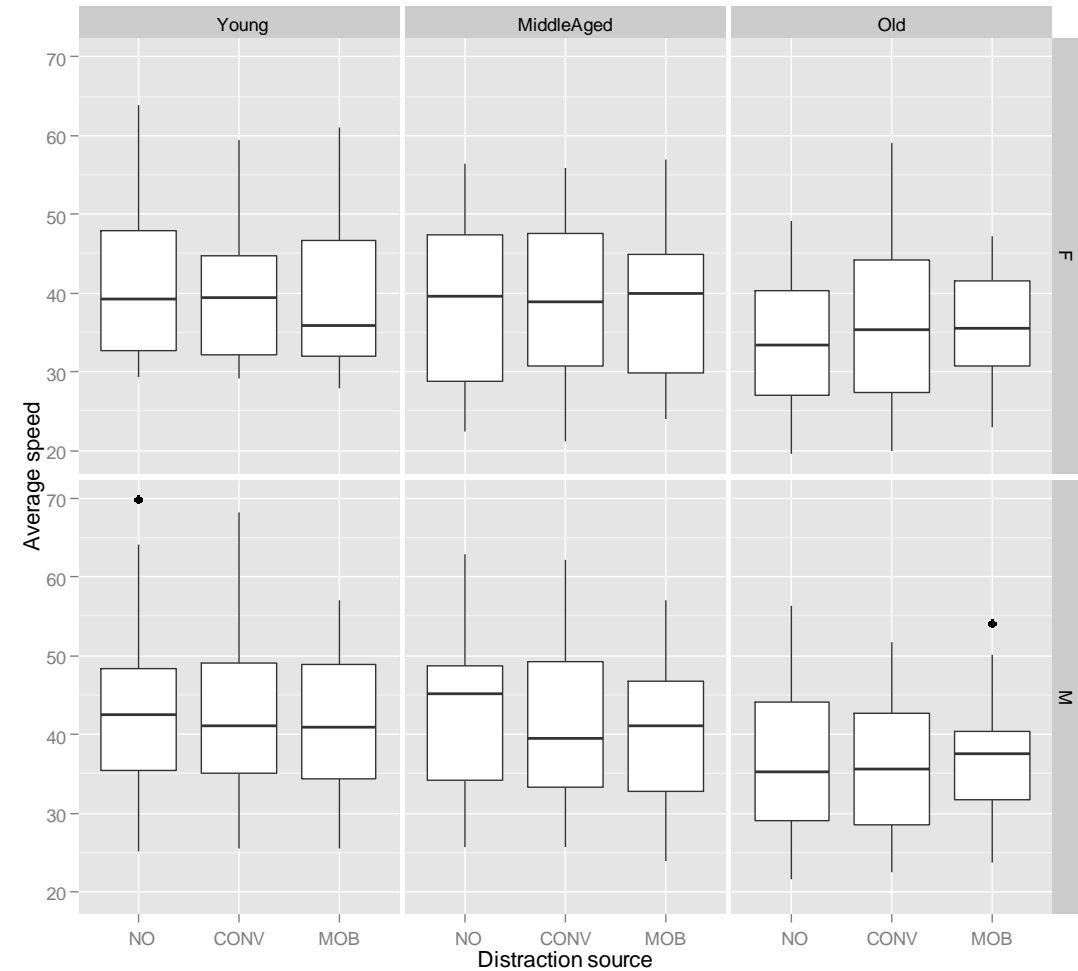
Statistical analysis method

- Descriptive analysis (box plots)
- Generalized linear models (GLM)
- generalized linear mixed models (GLMM)



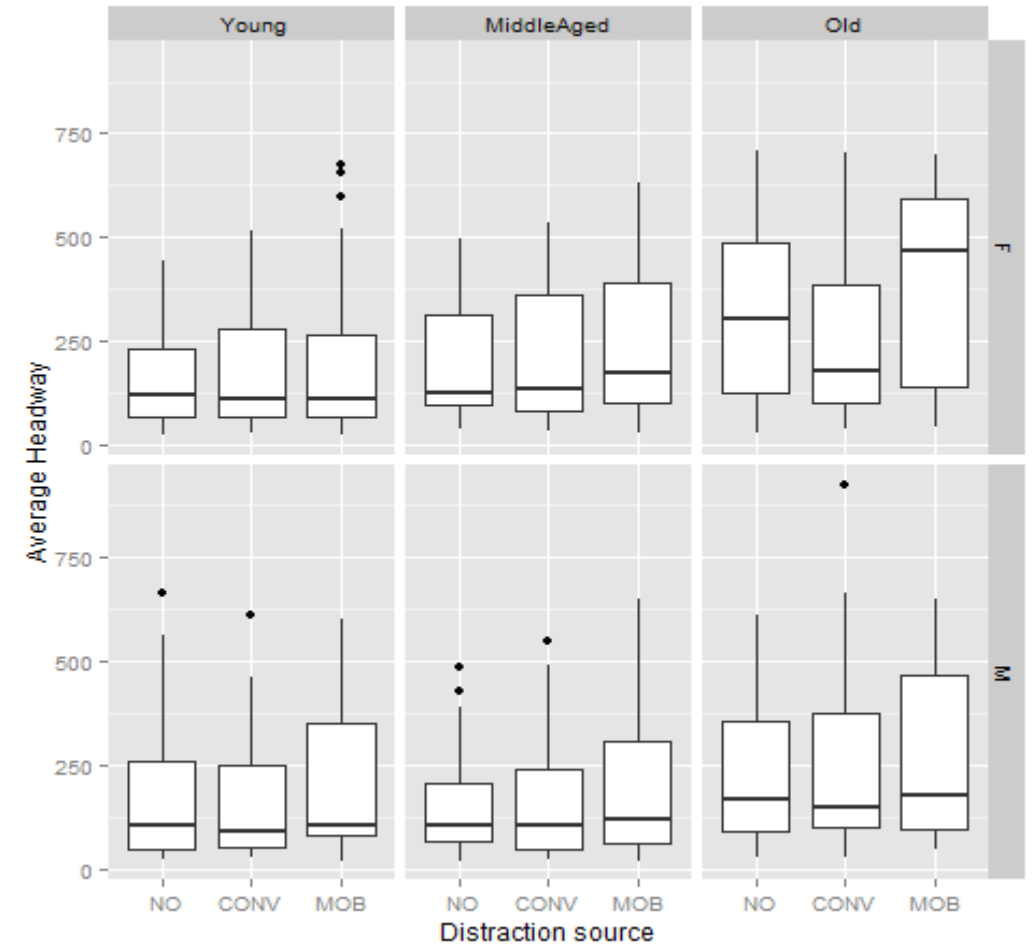
Average speed distributions

- Older drivers drive in lower speeds regarding young and middle aged drivers
- Young and middle aged drivers reduce their speed, especially while talking on the mobile phone
- While conversing with the passenger drivers do not change the mean speed in the different distraction situations



Average headway distributions

- While talking on the mobile phone, young and older drivers keep much larger distances from the vehicle ahead compared to all other trials
- No pattern can be identified between conversing with passenger and driving without any distraction



Regression analysis – Average speed

Variables	Generalised Linear Model		Generalised Linear Mixed Model	
	Est.	t value	Est.	t value
Intercept	44,85	111,04	46,53	47,51
Distraction - Cell phone	-1,22	-2,82	-2,03	-6,10
Age group - Older	-6,15	-14,99	-6,03	-5,32
Gender - Male	2,68	7,25	2,36	2,54
Area type - Urban	-14,54	-39,31	-14,92	-52,33
Traffic - Low	3,17	8,64	3,26	11,65
Summary statistics				
df	7		8	
Final log-Likelihood	-2.584,90		-2.396,94	
AIC	5.183,80		4.809,87	

- The use of **cell phone** while driving results in reduced speeds for all drivers
- **Gender** and **area type** and **traffic** conditions have a statistical significant effect on the model



Regression analysis - Average headway

Variables	Generalised Linear Model		Generalised Linear Mixed Model	
	Est.	t value	Est.	t value
Intercept	213,22	27,78	212,20	19,40
Distraction – Cell phone	47,22	5,76	56,92	7,49
Age group - Older	71,21	9,13	80,42	6,36
Gender – Male	-33,30	-4,75	-33,82	-2,77
Traffic – Low	153,07	21,96	154,53	24,78
Area type - Urban	-216,45	-30,79	-211,04	-33,01
Summary statistics				
df	7		8	
Fina log-Likelihood	-5.052,70		-4.998,64	
AIC	10.119,00		10.013,28	

- **Older drivers** tend to keep much higher distance from the vehicle ahead compared to young and middle aged drivers
- While talking on the **cell phone** drivers tend to keep larger distances from the vehicle in front



Conclusions (1/2)

- The **different distraction mechanism** between cell phone and conversation with the passenger is correlated with driver's age
- Cell phone use distraction is consisted of **prolonged and repeated glances** to the cell phone and older drivers have difficulty in maintaining the device
- When conversing with the passenger, **drivers' glance is out of the road** very often, however older drivers feel more secured and can handle better the situation of the unexpected incident



- The physical presence of a hand-held phone acts as a **reminder** to the driver of the potential safety threat posed by the use of the phone
- The reduction in vehicle speed and the increase in headway is revealing an attempt of drivers to **counter-balance** the increased mental workload
- **Compensatory behaviour** can occur at a number of levels ranging from the strategic (e.g. choosing not to use a mobile phone while driving) to the operational level (e.g. reducing speed)



2015 Road Safety and Simulation
International Conference
Orlando, Florida, USA
October, 6-8 2015



Cell phone use and driving performance of different age groups

Constantinos Antoniou, Panagiotis Papantoniou, Eleonora Papadimitriou,
Dimosthenis Pavlou, George Yannis, John Golias



National Technical University of Athens, Athens, Greece