



Directorate-General for Mobility and Transport
Directorate C – Land Transport
C2 – Road Safety

CARE expert meeting, 28 October 2021

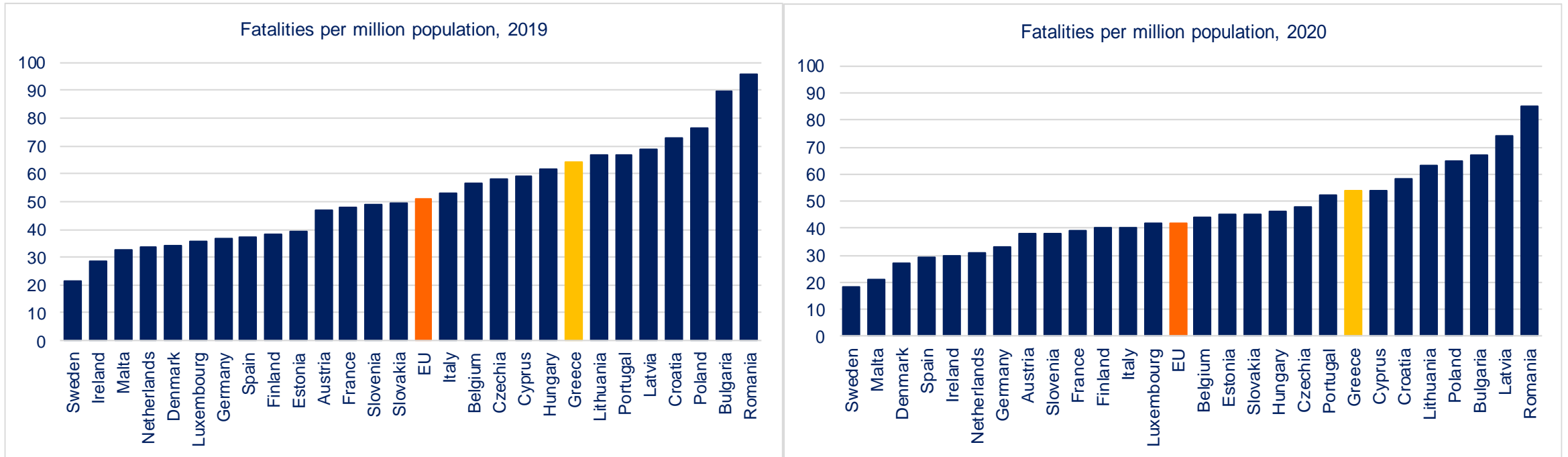
The value of disaggregate data in road crash analysis

George Yannis, Professor
Dimitris Nikolaou, Marianthi Kallidoni, Researchers



Department of Transportation Planning and Engineering,
National Technical University of Athens

Road Fatalities per million population, 2019-2020

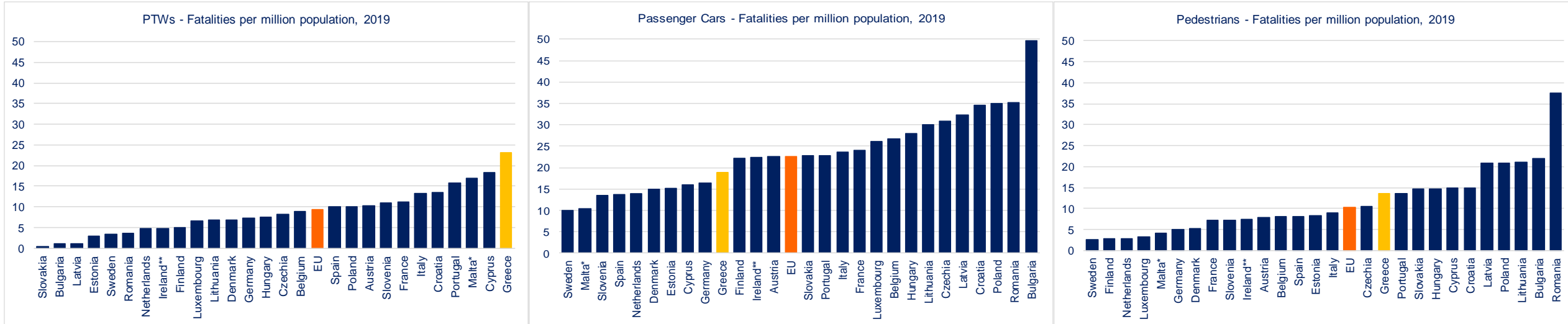


Source: European Commission, CARE database
Processing: [NTUA - Road Safety Observatory](#)

- Based on CARE final data for 2019, **Greece ranked 20th** among the EU countries in terms of road fatalities per million population
- Based on preliminary European Commission data for 2020 (published on April 2021), **Greece remains at the 20th position** among the EU countries



Road Fatalities by Transport Mode, 2019

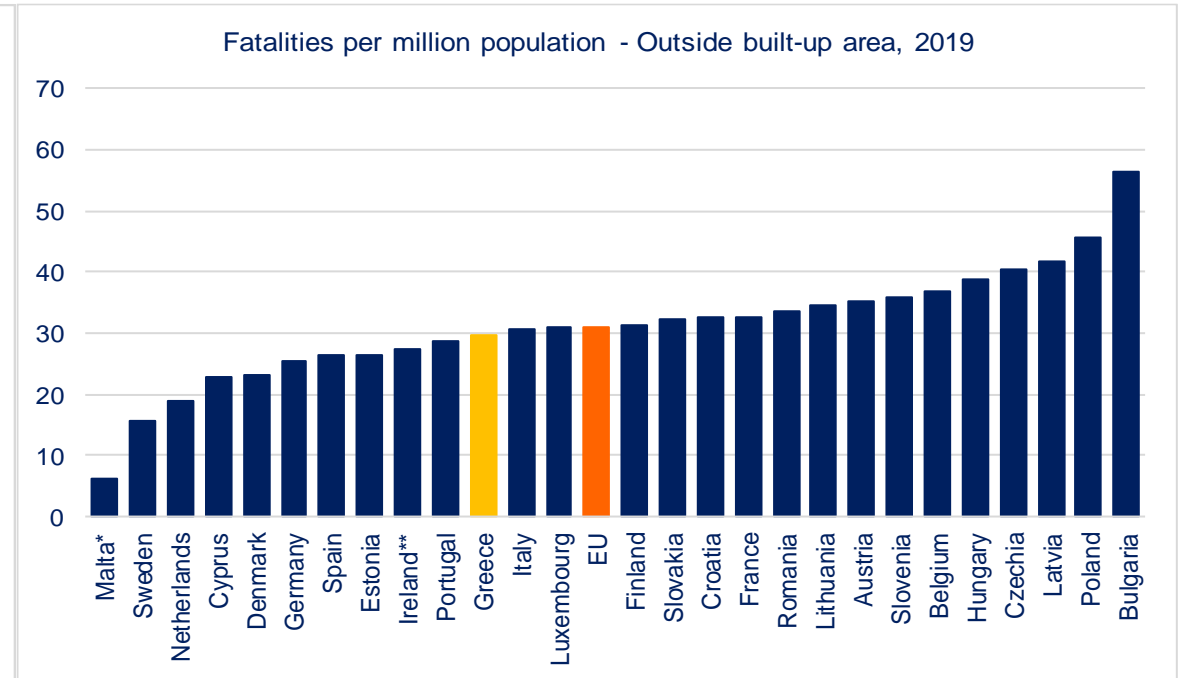
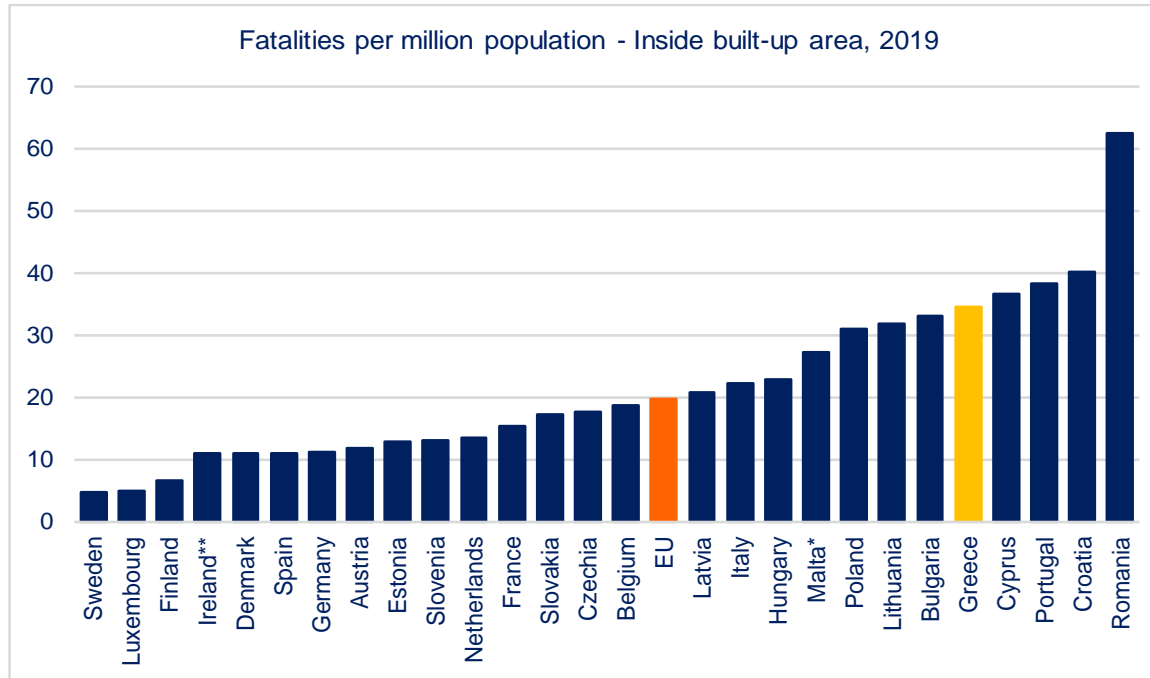


*2018 data for Malta, **2016 data for Ireland
 Source: CARE database, Processing: [NTUA - Road Safety Observatory](https://www.ntua.gr/en/road-safety-observatory/)

- Greece had the **highest PTW fatality rate (motorcycles & mopeds)** in the EU (27th with 23 fatalities per million population), while the EU average was about 9
- **Passenger car fatality rate** in Greece (10th with 19 fatalities per million population) was below the EU average (23)
- **Pedestrian fatality rate** in Greece (17th with 14 fatalities per million population) was a bit higher than the EU average (10)



Road Fatalities by Area Type, 2019



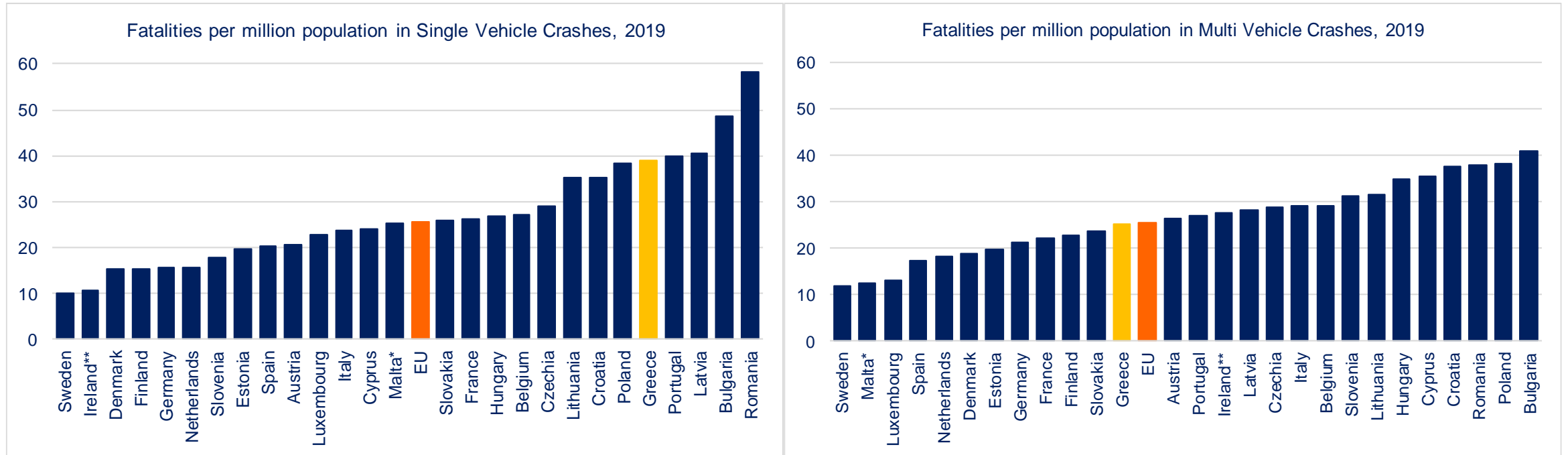
*2018 data for Malta, **2016 data for Ireland

Source: CARE database, Processing: [NTUA - Road Safety Observatory](https://www.ntua.gr/en/road-safety-observatory/)

- **Fatality rate inside built-up areas** in Greece (23rd with 35 fatalities per million population) was higher than the EU average (20)
- **Fatality rate outside built-up areas** in Greece (11th with 30 fatalities per million population) was slightly lower than the EU average (31)



Road Fatalities by Number of Vehicles involved, 2019

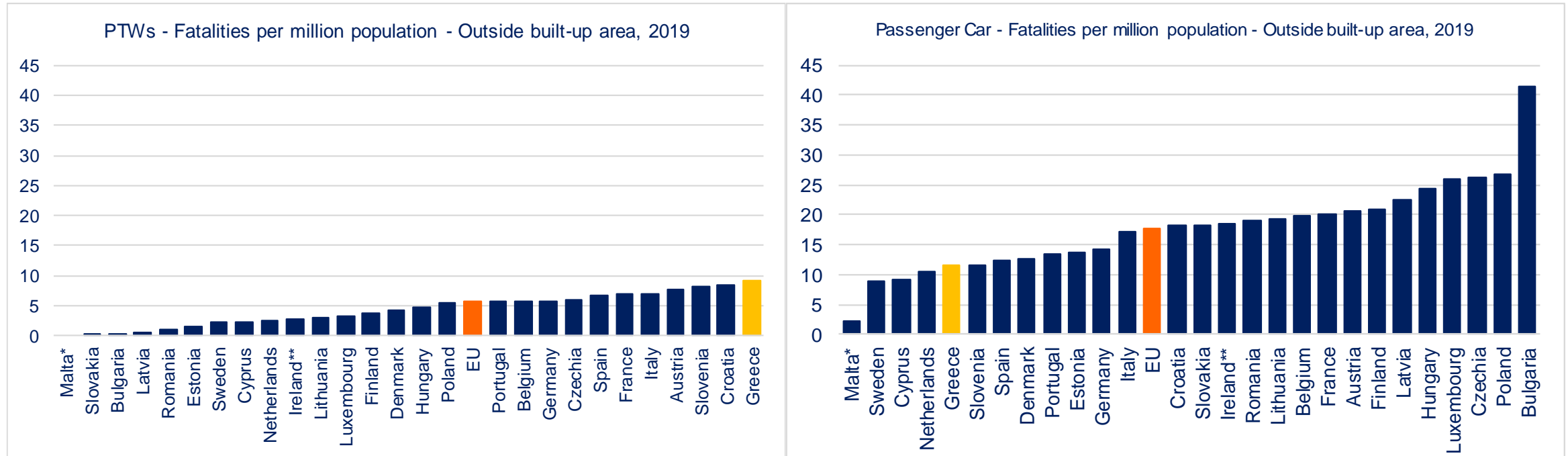


*2018 data for Malta, **2016 data for Ireland
 Source: CARE database, Processing: [NTUA - Road Safety Observatory](https://www.ntua.gr/en/road-safety-observatory/)

- **Fatality rate in single vehicle crashes** in Greece (23rd with 39 fatalities per million population) was higher than the EU average (26)
- **Fatality rate in multi vehicle crashes** in Greece (12th with 25 fatalities per million population) was almost equal to the EU average (25.5)



Road Fatalities Outside built-up areas by Transport Mode, 2019



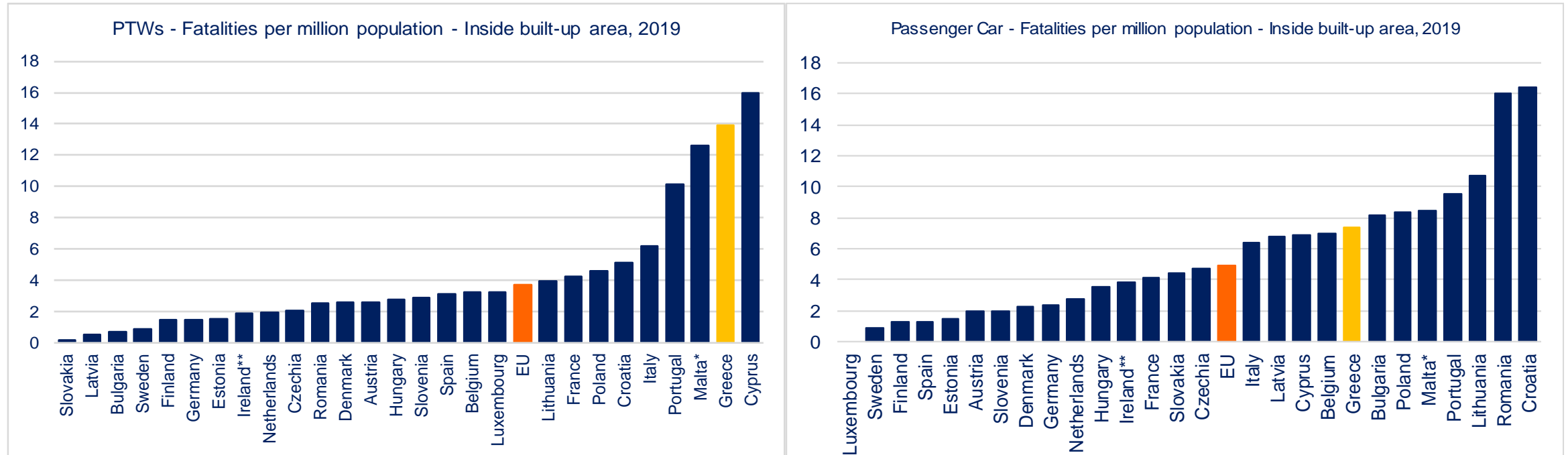
*2018 data for Malta, **2016 data for Ireland

Source: CARE database, Processing: [NTUA - Road Safety Observatory](#)

- Greece had the **highest PTW fatality rate outside built-up areas** in the EU (27th with 9.1 fatalities per million population), while the EU average was 5.6
- **Passenger car fatality rate outside built-up areas** in Greece (5th with 11.5 fatalities per million population) was quite lower than the EU average (17.7)



Road Fatalities Inside built-up areas by Transport Mode, 2019



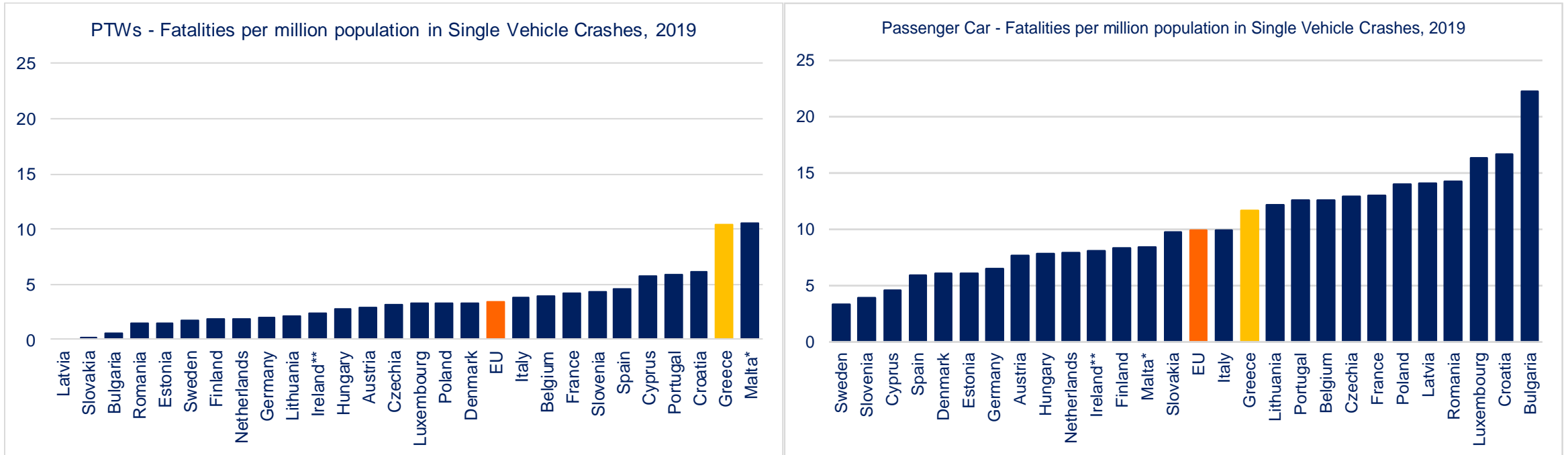
*2018 data for Malta, **2016 data for Ireland

Source: CARE database, Processing: [NTUA - Road Safety Observatory](https://www.ntua.gr/en/road-safety-observatory/)

- Greece had the **second-highest PTW fatality rate inside built-up areas** in the EU (26th with 13.9 fatalities per million population), while the EU average was 3.7
- **Passenger car fatality rate inside built-up areas** in Greece (20th with 7.4 fatalities per million population) was higher than the EU average (4.9)



Road Fatalities in Single Vehicle Crashes by Transport Mode, 2019

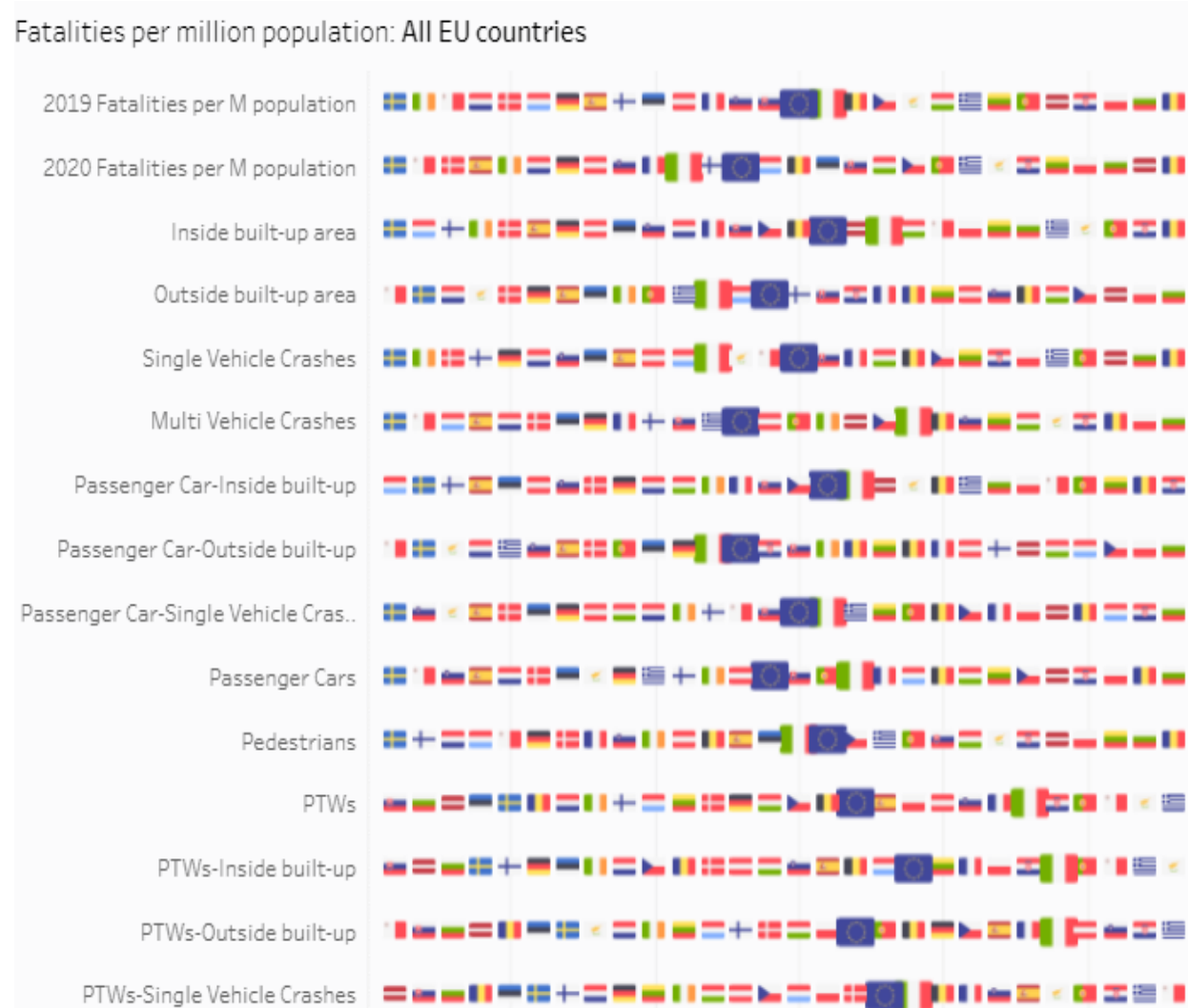
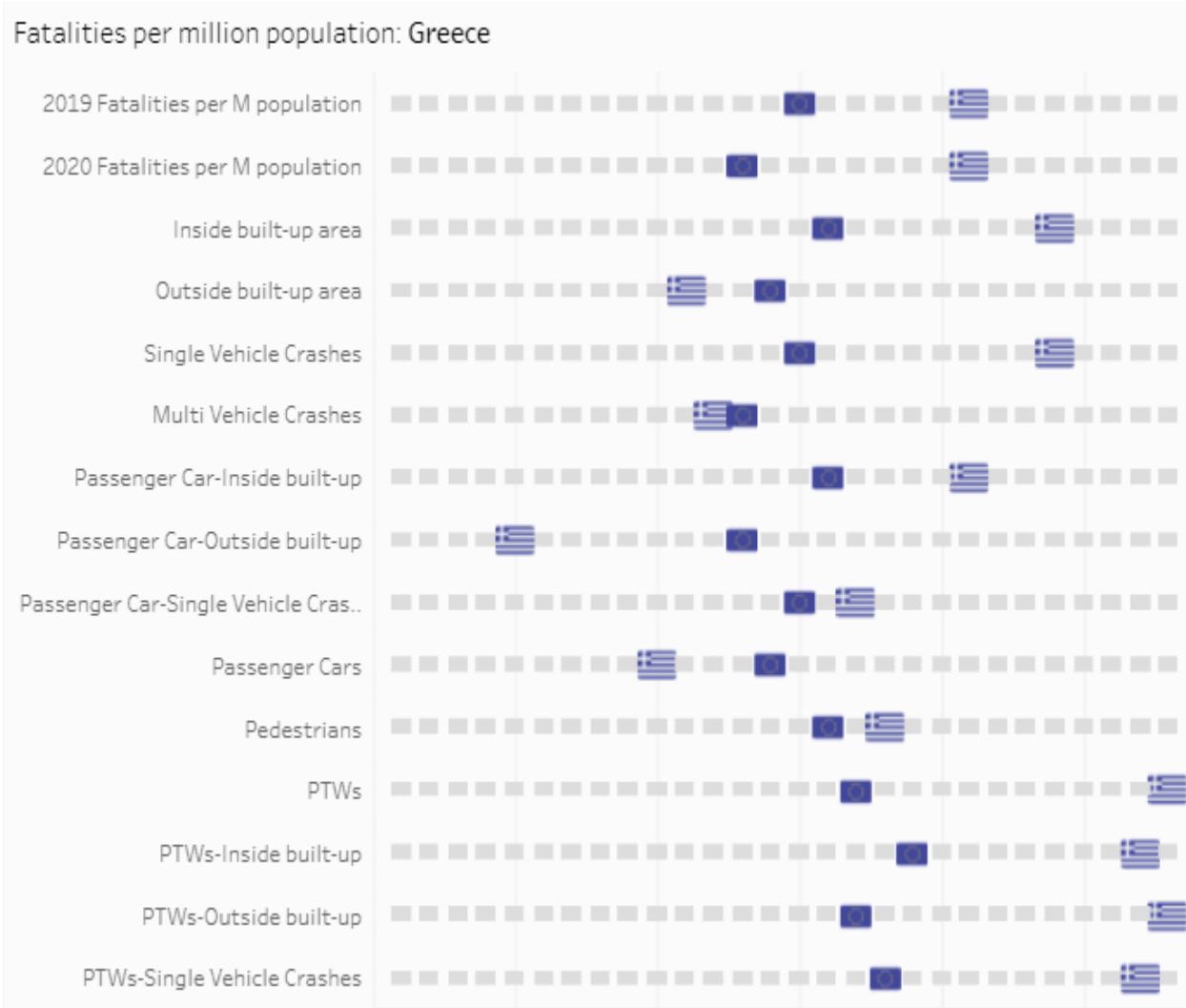


*2018 data for Malta, **2016 data for Ireland
 Source: CARE database, Processing: [NTUA - Road Safety Observatory](https://www.ntua.gr/)

- Greece had the **second-highest PTW fatality rate in Single Vehicle Crashes** in the EU (26th with 10.4 fatalities per million population), while the EU average was 3.3
- **Passenger car fatality rate in Single Vehicle Crashes** in Greece (16th with 11.7 fatalities per million population) was higher than the EU average (9.9)



EU dynamic road fatalities map - www.nrso.ntua.gr/nrso-ee1/



Concluding Remarks

- The total number of road fatalities per million population allows for some **overall comparisons** among countries.
- However, countries performance may differ significantly when **different types of road crashes** are examined.
- **Disaggregate data** can reveal hidden road safety problems, allowing national Authorities to focus on targeted road safety countermeasures





Directorate-General for Mobility and Transport
Directorate C – Land Transport
C2 – Road Safety

CARE expert meeting, 28 October 2021

The value of disaggregate data in road crash analysis

George Yannis, Professor
Dimitris Nikolaou, Marianthi Kallidoni, Researchers



Department of Transportation Planning and Engineering,
National Technical University of Athens